










Year Group: 4	Term: Autumn 2	Topic: Clothes – Getting dressed in France
---------------	----------------	--

Must Have Knowledge:

- To know that, in French, the possessive adjective 'my' must agree with the gender of the noun and that we use mon (m.), ma (f.) and mes (pl.)
- To know that je aime (I like) becomes j'aime and je ne aime pas becomes je n'aime pas
- To know whether to use the pronouns il or elle (he or she) when describing what someone is wearing

Key Vocabulary:



 un t-shirt a t-shirt	 un short shorts	 un pantalon trousers	
 une chemise a shirt	 une jupe a skirt	 une robe a dress	 une veste a jacket
 des baskets trainers	 des chaussettes socks	 des lunettes glasses	

Skills:

Speaking in full sentences using known vocabulary.

Listening and repeating further key phonemes with care.

Recognising and using the negative form.

Different ways to say my:	
mon	my (masculine singular)
ma	my (feminine singular)
mes	my (plural)

Other phrases	
il porte / elle porte	+ clothing - he is wearing / she is wearing
j'aime	I like 👍
je n'aime pas	I don't like 👎

Lesson 1: Clothes in French
To recognise and use vocabulary relating to clothing

Lesson 2: Clothes and colours
To add colour adjectives, adapting the suffix in accordance with gender

Lesson 3: Where do adjectives go in French?
To understand adjectival position and agreement for gender and number

Lesson 4: A French clothes catalogue
To express an opinion (like/dislike)

Lesson 5: What is our French model wearing?
To describe an outfit using adjectives correctly